



ಬೃಹತ್ ಬೆಂಗಳೂರು ಮಹಾನಗರ ಪಾಲಿಕೆ
Bruhat Bengaluru Mahanagara Palike



BBMP COVID-19 WAR ROOM 08.06.2022

BBMP / COVID-19 WAR ROOM / BULLETIN – 807 / 08.06.2022 / #BBMPfightsCOVID19



OVERVIEW OF COVID-19 IN BENGALURU

CASE TRENDS ACTIVE CASES **2,526**

<u>Confirmed Cases</u>	<u>Recovered Cases</u>	<u>Death Cases</u>
358 17,89,814 #	222 17,70,323 #	0 16,965 #

HOSPITALIZATION **22**

<u>ICU – V</u>	<u>ICU</u>	<u>HDU</u>	<u>General</u>
-	2	-	20

INCLUDES GOVT. QUOTA AND PRIVATE WALK-IN HOSPITALIZATION

VACCINATION **11,728** 1,93,13,165 #

<u>First Dose</u>	<u>Second Dose</u>	<u>Precaution Dose</u>
1,062 96,22,024 #	5,728 88,06,799 #	4,938 6,54,370 #

TRIAGING

MTU
25

Tele Triage
280

ACTIVE CLUSTERS

7

Budding Clusters (<5 Cases)
7

Clusters (> 5 cases)
0

TESTING **15,623** 3,01,60,207 #

<u>RAT</u>	<u>RTPCR</u>
3,140	12,483

Positivity : 2.01%
*FOR LAST 7 DAYS

: indicates cumulative numbers till date



ABSTRACT OF COVID-19 SCENARIO IN BENGALURU

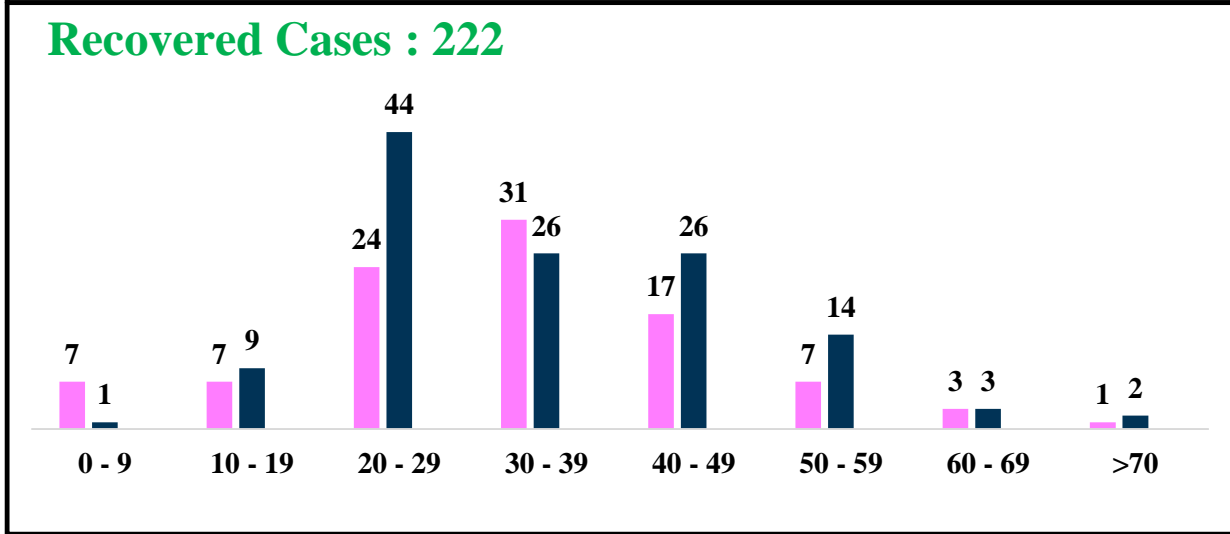
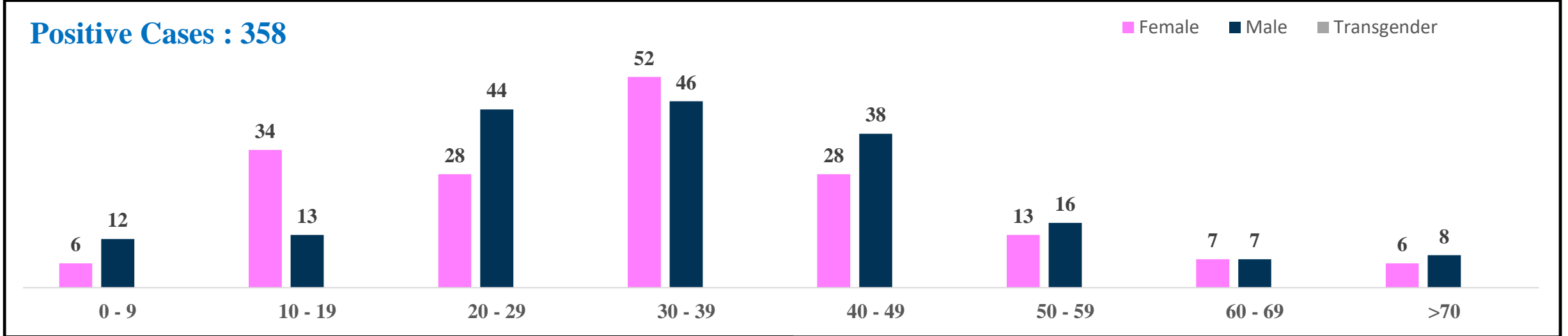


	MALE			FEMALE			TRANSGENDER			TOTAL		
	Last 24 Hours	Last 7 Days	Cumulative	Last 24 Hours	Last 7 Days	Cumulative	Last 24 Hours	Last 7 Days	Cumulative	Last 24 Hours	Last 7 Days	Cumulative
Positive Cases	184	1,049	10,58,563	174	890	7,31,060	0	0	191	358	1,939	17,89,814
Recovered Cases	125	764	10,45,973	97	636	7,24,260	0	0	183	222	1,400	17,70,323
Death Cases	0	0	10,745	0	1	6,216	0	0	4	0	1	16,965
Total Tests Done	In Last 24 hrs. : 15,623			In last 7 days : 96,314			Cumulative : 3,01,60,207					
Vaccine Doses Administered	In Last 24 hrs. : 11,728			In last 7 days : 1,17,373			Cumulative : 1,93,13,165					
ACTIVE CASES							2,526					

*Covid deaths occurred today : 00 | Covid deaths occurred beyond last 24 hrs., reported today : 00



LAST 24 HOURS AGE GROUP AND GENDER WISE DISTRIBUTION

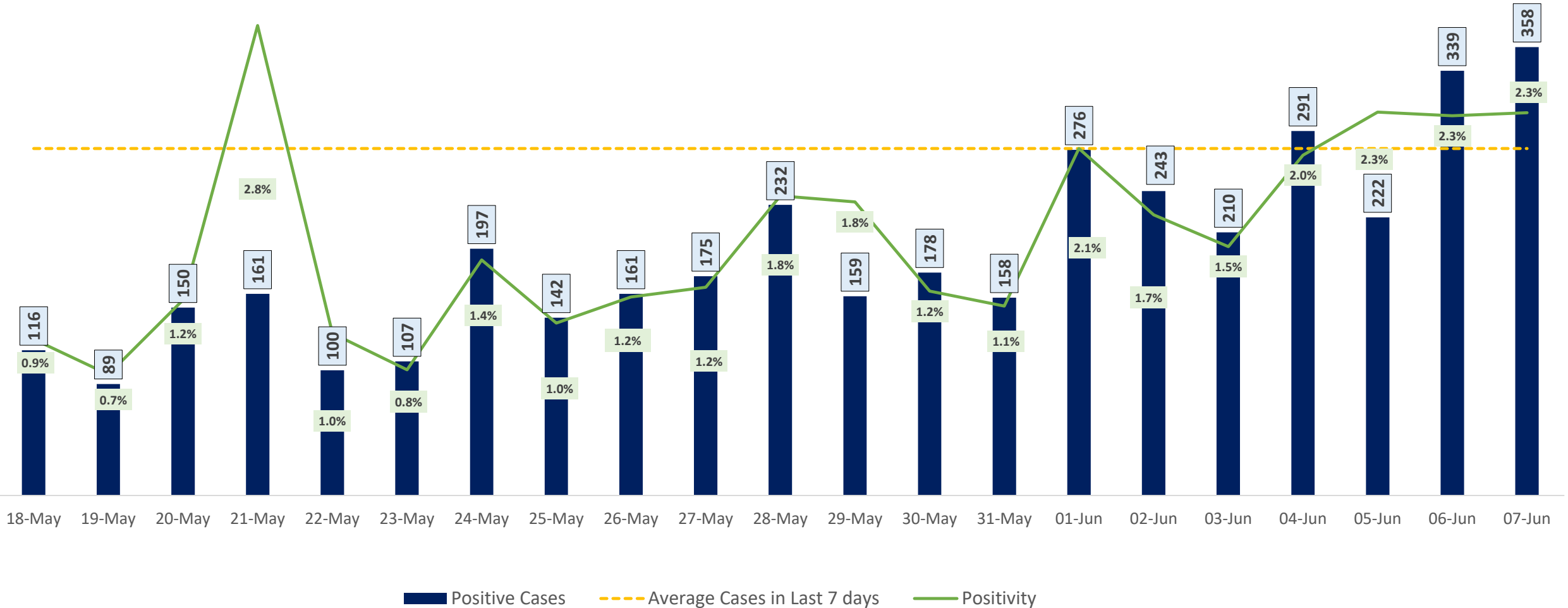




POSITIVITY RATE OF BENGALURU – LAST 21 DAYS



Average Cases in Last 7 days : 277

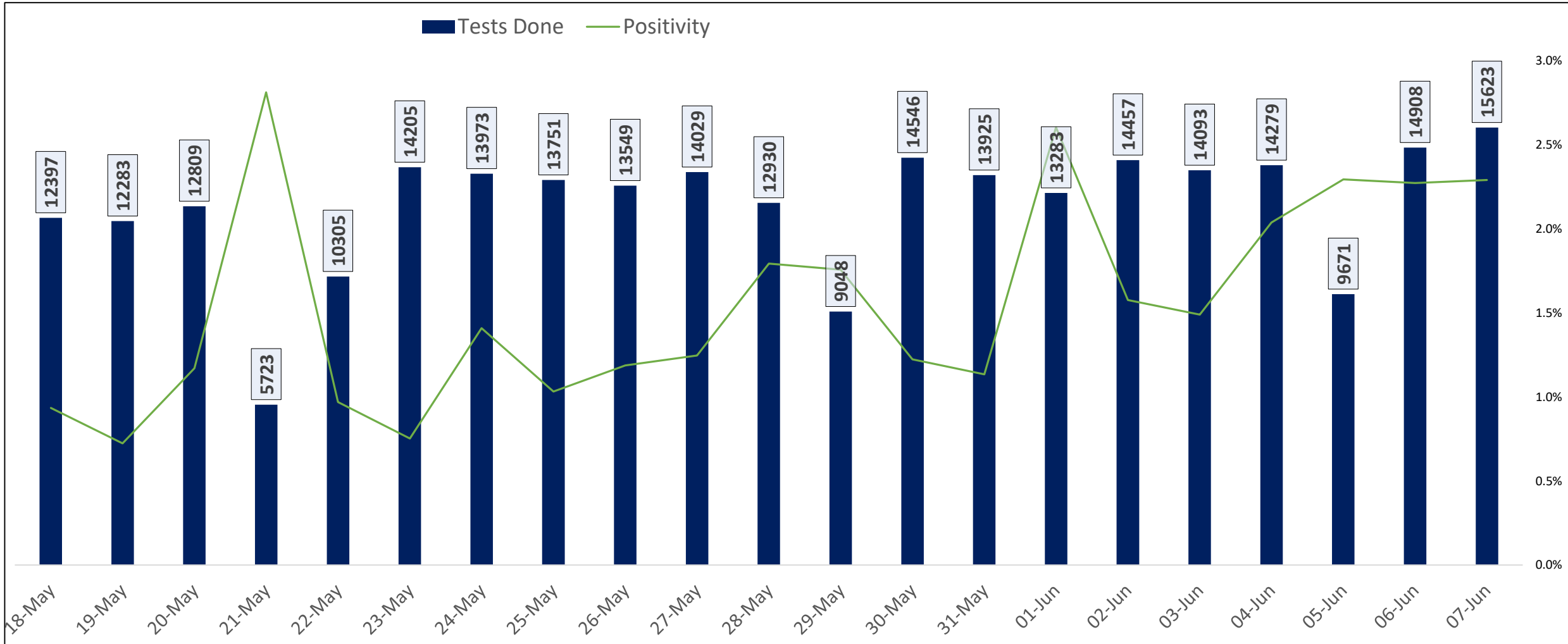




TESTING TRENDS IN BENGALURU

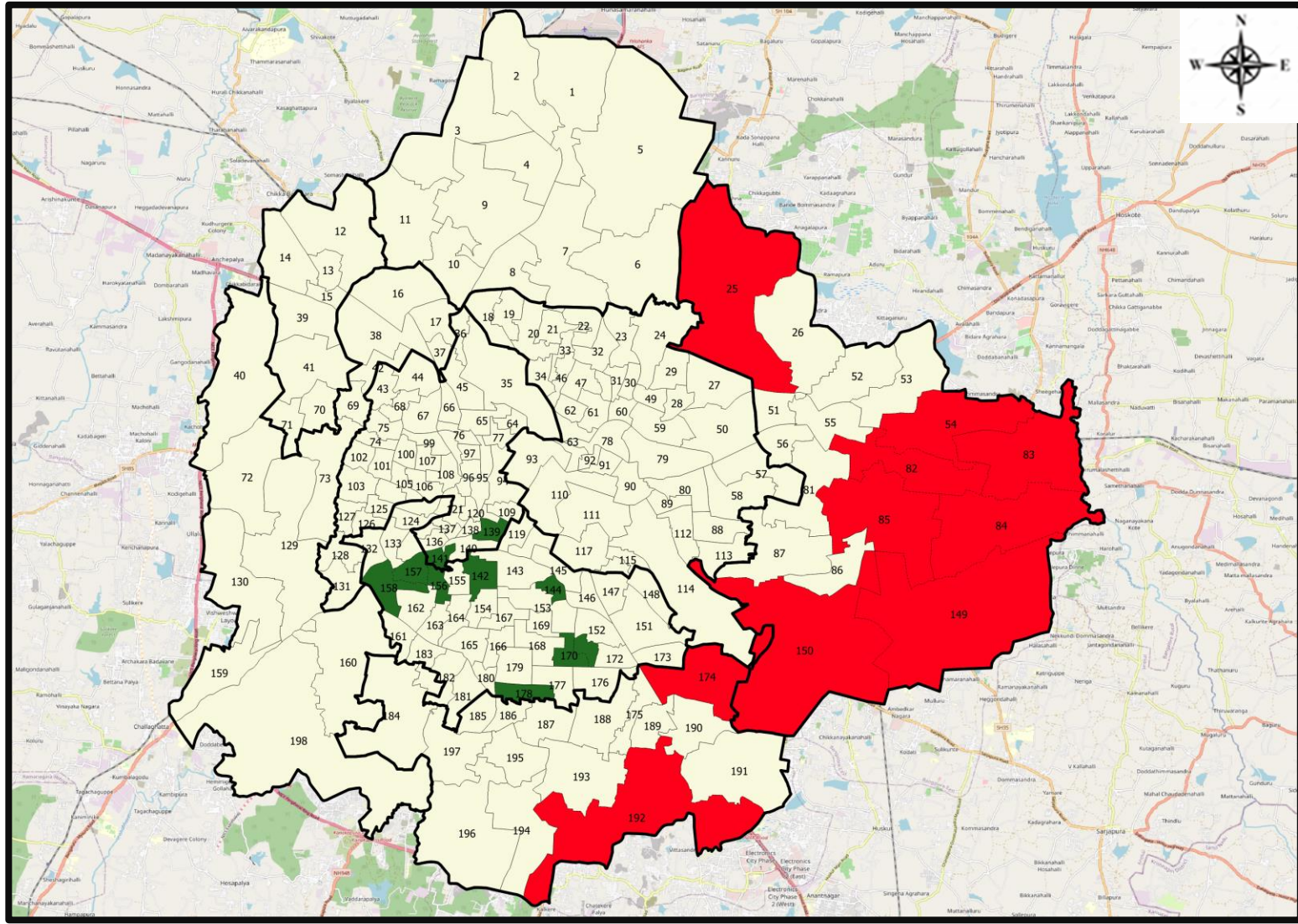


Total Test Conducted Till Date	Test Conducted Last 24 hours	Last 7 Days Average
3,01,60,207	15,623	13,759





BENGALURU URBAN MAP SHOWING TREND OF POSITIVE CASES IN LAST 7 DAYS



Top 10 wards reporting highest number of positive cases in last 7 days

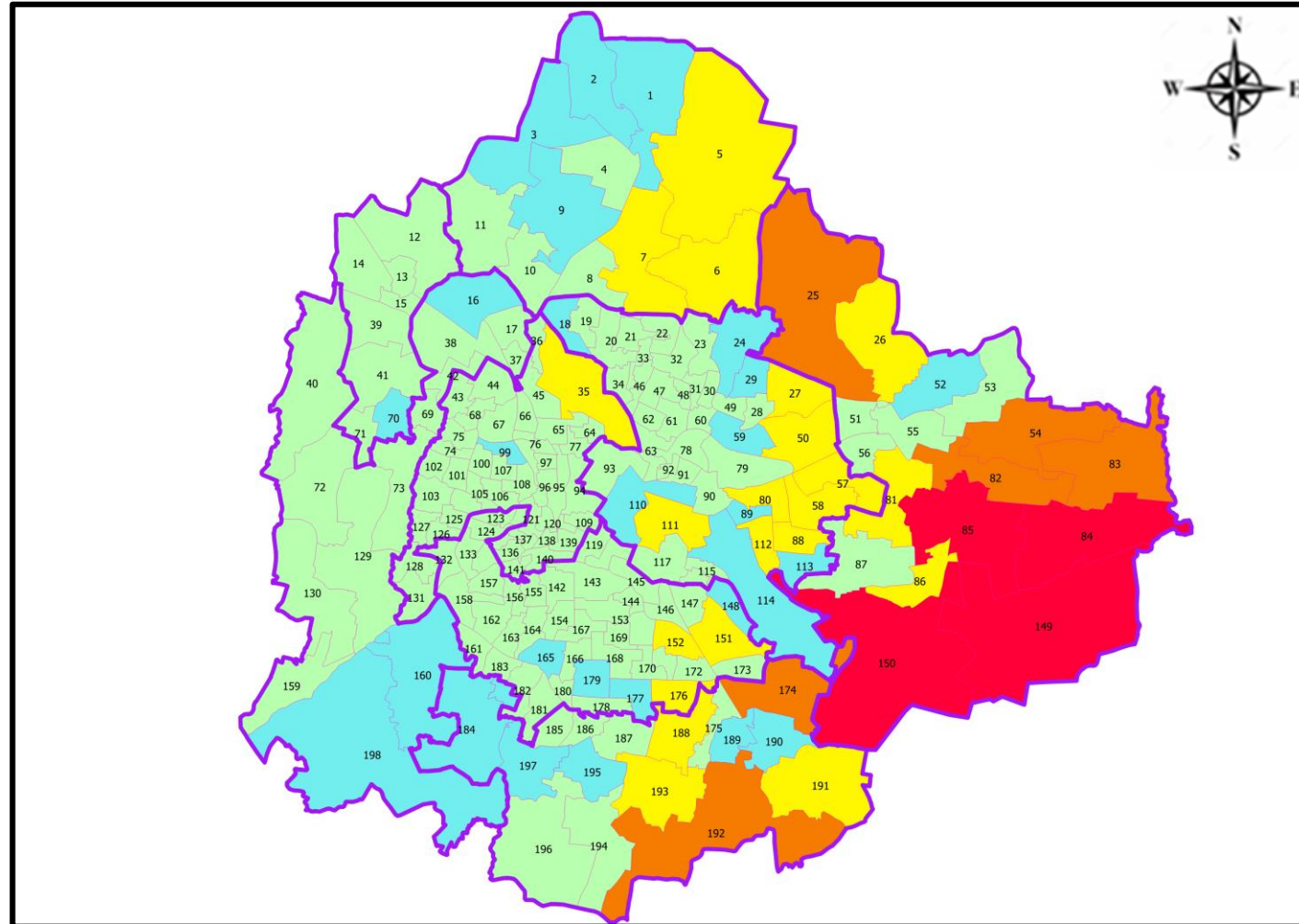
Ward No.	Ward Name	Daily Cases Average
150	Bellanduru	37
85	Dodda Nekkundi	11
149	Varthuru	10
84	Hagadur	9
83	Kadugodi	7
174	HSR Layout	7
192	Begur	7
54	Hudi	6
25	Horamavu	6
82	Garudachar Palya	5







Top 10 wards reporting least number of positive cases in last 7 days

Ward No.	Ward Name	Daily Cases Average
178	Sarakki	0
171	Gurappanapalya	0
170	Jayanagar East	0
158	Deepanjali Nagara	0
157	Gali Anjaneya Temple	0
156	Srinagara	0
144	Siddapura	0
142	Sunkenahalli	0
141	Azad Nagar	0
139	K R Market	0



BENGALURU MAP SHOWING INTENSITY OF POSITIVE CASES IN LAST 7 DAYS



-  **Level 1 : 0 to 5 Cases**
-  **Level 2 : 05 to 10 Cases**
-  **Level 3 : 10 to 25 Cases**
-  **Level 4 : 25 to 50 Cases**
-  **Level 5 : More than 50 Cases**
-  **Zone Boundaries**

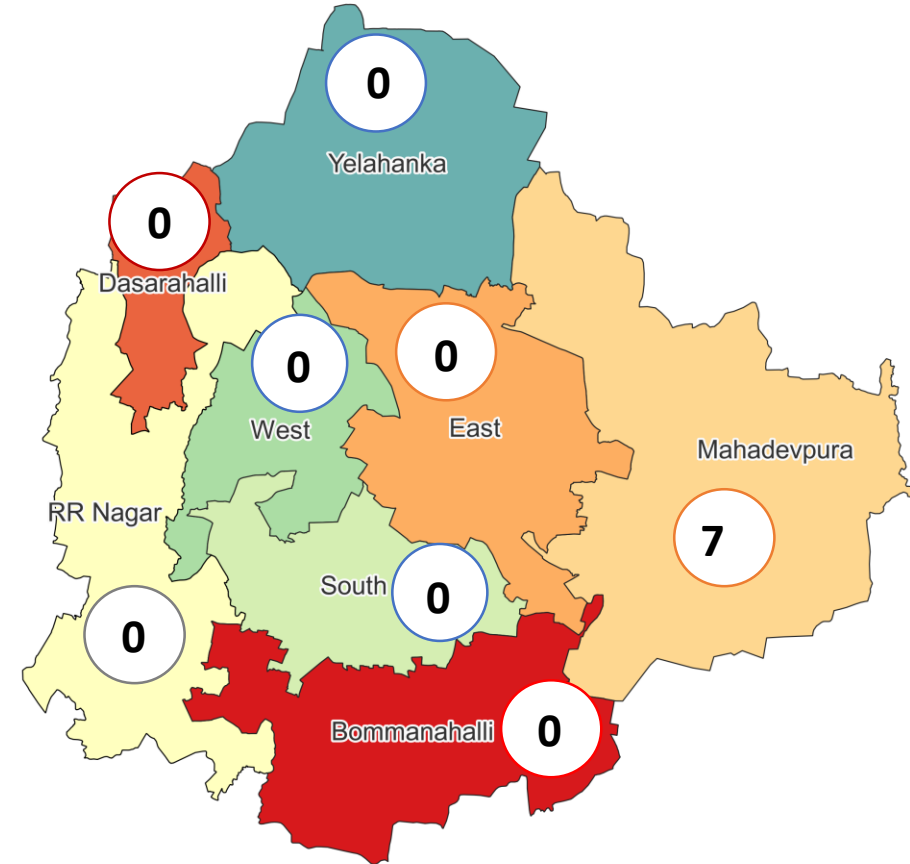


CLUSTER DETAILS



Zone Name	TOTAL CLUSTERS	Budding Clusters	Clusters	Outbreaks
		Less Than 5 Cases	5 To 14 Cases	More Than 14 Cases
BOMMANAHALLI	0 (-)	0 (-)	0 (-)	0 (-)
DASARAHALLI	0 (-)	0 (-)	0 (-)	0 (-)
EAST	0 (-)	0 (-)	0 (-)	0 (-)
MAHADEVPURA	7 (▼4)	7 (▼3)	0 (▼1)	0 (-)
RR NAGAR	0 (-)	0 (-)	0 (-)	0 (-)
SOUTH	0 (-)	0 (-)	0 (-)	0 (-)
WEST	0 (-)	0 (-)	0 (-)	0 (-)
YELAHANKHA	0 (-)	0 (-)	0 (-)	0 (-)
TOTAL	7 (▼4)	7 (▼3)	0 (▼1)	0 (-)

Total Active Clusters



Types of Clusters

Zone Name	Apartments/ Villa	Individual House	Hostels/Quarters	Others	Schools/Colleges
BOMMANAHALLI	0 (-)	0 (-)	0 (-)	0 (-)	0 (-)
DASARAHALLI	0 (-)	0 (-)	0 (-)	0 (-)	0 (-)
EAST	0 (-)	0 (-)	0 (-)	0 (-)	0 (-)
MAHADEVPURA	7 (▼2)	0 (▼2)	0 (-)	0 (-)	0 (-)
RR NAGAR	0 (-)	0 (-)	0 (-)	0 (-)	0 (-)
SOUTH	0 (-)	0 (-)	0 (-)	0 (-)	0 (-)
WEST	0 (-)	0 (-)	0 (-)	0 (-)	0 (-)
YELAHANKHA	0 (-)	0 (-)	0 (-)	0 (-)	0 (-)
TOTAL	7 (▼2)	0 (▼2)	0 (-)	0 (-)	0 (-)

▲▼ : Shows increase and decrease in numbers as compared to previous day

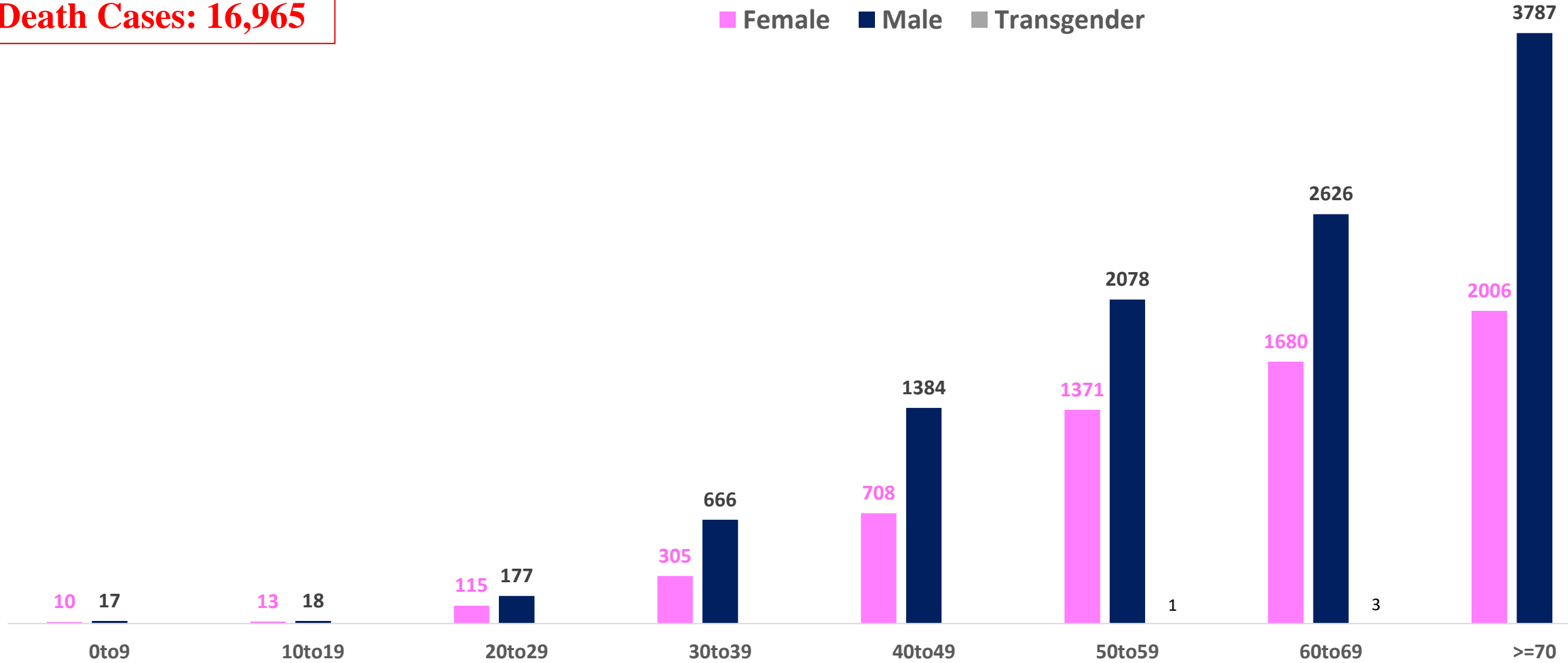


AGE AND GENDER WISE DISTRIBUTION OF DEATH CASES



Death Cases: 16,965

Female Male Transgender





VACCINATION COVERAGE AS ON 07.06.2022

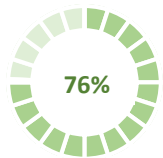
Total Doses Administered

1,93,13,165

▲ 11,728

Total 12-14 years Population : 2.82 Lakhs

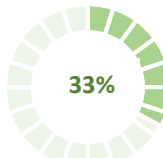
1ST DOSE



2,13,070
Doses administered

▲ 702

2ND DOSE

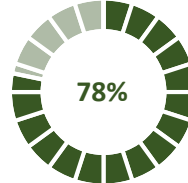


92,342
Doses administered

▲ 2,437

Total 15-18 years Population : 4.42 Lakhs

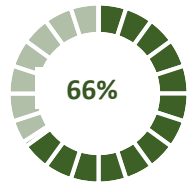
1ST DOSE



3,45,856
Doses administered

▲ 126

2ND DOSE

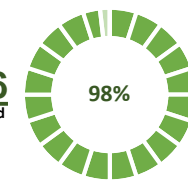


2,91,116
Doses administered

▲ 497

Total adult Population : 91.7 Lakhs

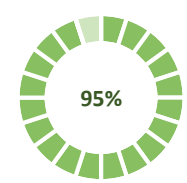
1ST DOSE



90,01,954
Doses administered

▲ 234

2ND DOSE



87,14,457
Doses administered

▲ 2,794

Priority Group*

Health Care Workers

Dose 1

2,10,320

Doses administered

▲ 1

Dose 2

2,06,570

Doses administered

▲ 16

Frontline Workers

Dose 1

3,81,821

Doses administered

▲ 4

Dose 2

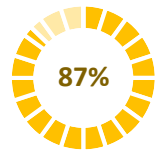
3,72,640

Doses administered

▲ 12

18 - 44 Years Coverage

Dose 1

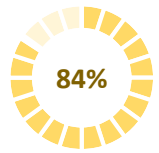


57,36,193

Doses administered

▲ 197

Dose 2



55,32,097

Doses administered

▲ 2,293

PRECAUTION DOSE



6,54,370

Doses administered

▲ 4,938

PRECAUTION DOSES ADMINISTERED

Health Care Workers

79,437

Booster Doses administered

▲ 198

Front Line Workers

86,325

Booster Doses administered

▲ 818

60 + Years Coverage

3,31,997

Booster Doses administered

▲ 879

18 + Years Coverage

1,56,611

Booster Doses administered

▲ 3,043

45 – 59 Years Coverage

Dose 1

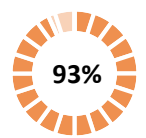


16,94,000

Doses administered

▲ 23

Dose 2



16,53,225

Doses administered

▲ 302

60 + Years Coverage

Dose 1



9,79,620

Doses administered

▲ 9

Dose 2



9,49,925

Doses administered

▲ 171

▲ indicates the increase in last 24 hours



COVID-19 SCENARIO IN BENGALURU AND OTHER METROPOLITIAN CITIES



CITY NAME	Positive Cases	Active Cases	Recovered	Deceased	Vaccine Doses Administered
New Delhi	19,09,427	1,534	18,81,680	26,213	3,44,51,206
Bengaluru*	17,89,814	2,526	17,70,323	16,965	2,22,35,110
Mumbai	10,70,854	5,974	10,45,311	19,569	2,11,89,007
Chennai	7,52,975	475	7,43,432	9,068	1,05,57,504
Kolkata	4,47,192	272	4,41,264	5,656	1,02,01,983

Source : <https://dashboard.cowin.gov.in/> at 4:30pm (08.06.2022)
Source : <https://www.covid19bharat.org/> at 4:30 pm (08.06.2022)

*includes BBMP & Bengaluru Urban



SNAPSHOT OF COVID-19 CASES IN BENGALURU URBAN



**Total Wards With
< =10 Cases* :
161**

**Tests Conducted
On 07.06.2022:
15,623**

**Recovery
Rate:
98.91%**

**Total
Active Cases :
2,526**

**Total Vaccinated on
07.06.2022:
11,728**

**Positivity
Rate* :
2.01%**

**Active
Rate:
0.14%**

**Case
Fatality Rate* :
0.05%**



*Total positive cases In the past 7 days

*CFR and positivity is for Past 7 days



ಬೃಹತ್ ಬೆಂಗಳೂರು ಮಹಾನಗರ ಪಾಲಿಕೆ
Bruhat Bengaluru Mahanagara Palike



Download BBMP Bulletin	https://apps.bbmpgov.in/covid19/mediabulletin.php
For BBMPCovid19 Bed Status:	https://apps.bbmpgov.in/covid19/en/Bedstatus.php
To register for vaccination :	https://selfregistration.cowin.gov.in/
BBMP COVID19 Dashboard:	https://apps.bbmpgov.in/covid19/
Follow us on:	 www.facebook.com/bbmp.comm1/
	 twitter.com/BBMPCOMM



Issued by:

Honorable Chief Commissioner, BBMP
Special Commissioner Health & IT, BBMP
MD, Bengaluru Smart City Limited

THANK YOU !

